



Part Number IS1880  
1995-98 Mitsu. Eclipse N/A

- 1- Injen Intake system
- 1- 3" Injen filter
- 1- 2 1/2" 90 deg. elbow
- 2- small clamps (.040)
- 1- 6"- 8mm hose
- 1- Injen license plate frame
- 1- instruction

**Congratulations! You have just purchased the best engineered, dyno-proven, intake system available.**

Please check the contents of this box immediately.

Report any defective or missing parts to the Authorized Injen Technology dealer you purchased this product from.

Before Installing any parts of this system, please read the instructions thoroughly. If you have any questions regarding installation please contact the dealer you purchased this product from.

Installation DOES require some mechanical skills. A qualified mechanic is always recommended.

\*Do not attempt to install the intake system while the engine is hot. The installation may require removal of radiator fluid line that may be hot.

Injen Technology offers a limited lifetime warranty to the original purchaser against defects in materials and workmanship. Warranty claims must be handled through the dealer from which the item was purchased.

Injen Technology 244 Pioneer Place Pomona, CA 91768 USA

**Note: Disconnect the negative battery terminals before starting this installation**




Figure 1



Place the 2 1/2" end of the elbow over the throttle body. Use two clamps.

Figure 2

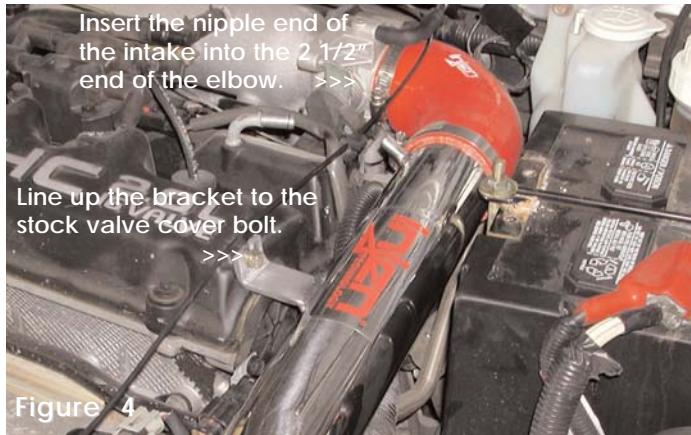


Relocate the ECU harness clip to its new location.

←←←← old location

←←←← new location

Figure 3



Insert the nipple end of the intake into the 2 1/2" end of the elbow. >>>


Line up the bracket to the stock valve cover bolt. >>>

Figure 4



←←←←  
When the bracket and elbow are lines up fasten the stock bolt on the valve cover,

Figure 5



Press the 6" 8mm hose over the valve cover port. The other end is then pressed over the 3/8" nipple on the intake

Figure 6




Slip the 3" filter over the end of the intake and tighten the clamp.

Figure 7



Injen Research and Development Team testing various proto-types on the dyno-jet. Both short intakes and cold air intakes are tested repeatedly.



Injen now sells the bolt-on cold air extension. Hose, clamps and vibra-mount is included in the kit.

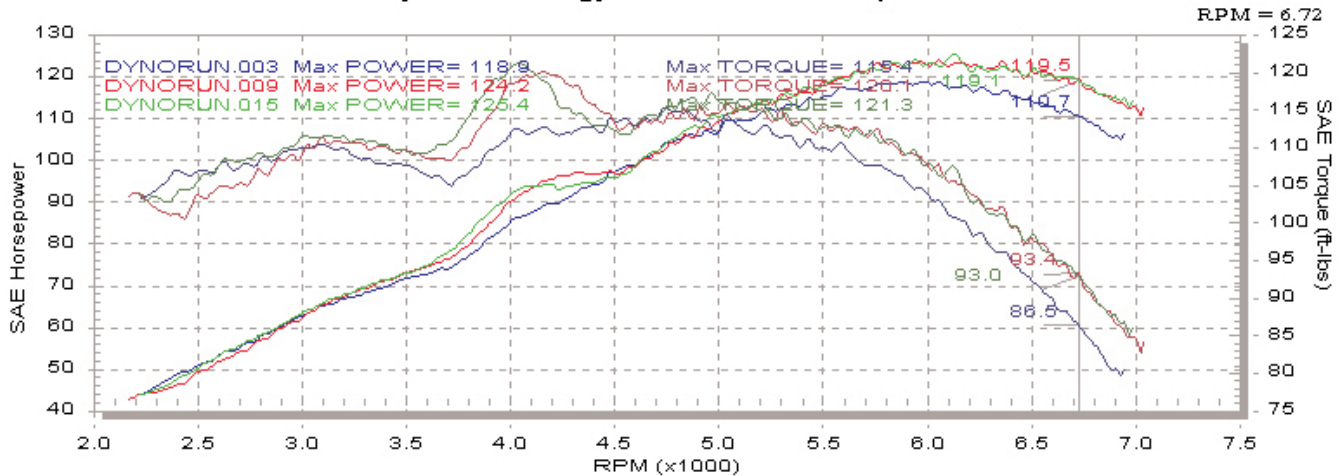
**Note: Disconnect the negative battery terminal before starting this installation.**

1. Remove the stock air box and rubber ducting leading to the throttle body.
2. Place the 2.50" elbow over the throttle body and use two clamps. Tighten the clamp on the throttle body at this point. (See fig. 2)
3. Remove the m6 bolt holding the ECU harness on the valve cover in place. Relocate the harness clip just below the valve cover. (See fig. 3)
4. Slip the nipple end of the intake into the 2 1/2" elbow on the throttle body. Line up the bracket on the intake to the stock m6 bolt on the valve cover. Once the intake has been aligned semi-tighten the m6 bolt and clamp. (See figs. 4 and 5)
5. Press the 3" filter over the swaged end of the intake and tighten clamp on the filter. (See fig. 7)
6. Take the 6" 8mm hose and press one end over the port on the valve cover. Press the other end over the 3/8" nipple on the intake. (See fig. 6)
7. Align the entire intake system for best fit. Once proper clearance has been made through out the length of the intake continue to tighten all nuts, bolts and clamps. (See fig. 1)
8. Reconnect the negative battery terminal and remove all tools and rags from the engine compartment.
9. Congratulations! You have just completed the installation.

**NOTE: Convert your short intake system into a cold air intake.**

Injen Technology now makes cold air extensions. The kit comes complete with hose clamps, vibra-mount and bracket welded to the intake. Part #EIS1880

### Injen Technology Research & Development



DYNORUN.003 BASELINE 7/11/02 11:04:40 AM

1997 MITSUBISHI ECLPSE GS 5 SPD.  
STOCK  
70,000 MILES  
3RD. GEAR TEST

DYNORUN.009 RD1880 RO 7/11/02 12:45:34 PM

1997 MITSUBISHI ECLPSE GS 5 SPD.  
INJEN COLD AIR INTAKE  
70,000 MILES  
3RD. GEAR TEST

DYNORUN.015 IS1880 W/ EXTENSION RO 7/11/02 1:20:58 PM

1997 MITSUBISHI ECLPSE GS 5 SPD.  
INJEN INTAKE SYSTEM W/ EXTENSION  
70,000 MILES  
3RD. GEAR TEST